

Ostomy Care

One-Piece Pouching System

Two-Piece Pouching System

Two-Piece Barrier

Urostomy Pouching System

Ostomy Accessories



◆ We specialize in the research and manufacture of general and advanced Medical Dressings, we also be professional in a complete and mature system on one(two)piece colostomy/urostomy bag products, to support a full disposable line for worldwide various patient.

◆ Our companies and factory are CE, FDA registered, ISO 13485 and ISO 9001 certified.

◆ We currently hold more than 30 national invention patents and intellectual properties.

◆ High quality, comprehensive service and medical theory support, simple burdensome works of nursing stuffs, improve the life quality of patients.

◆ 专业从事医用敷料和造口系列产品的研发与生产，以供全球患者使用。

◆ 通过CE，FDA，ISO 13485和ISO 9001认证。

◆ 已拥有超过30项的国家发明专利和知识产权。

◆ 高品质的产品，全方位的服务及全面的学术支持，简化了医护人员的工作，提高患者的生活质量。

















Contents 目录

Digestive System of Human Body 人体消化系统原理	4
Urinary System of Human Body 人体泌尿系统原理	5
Sorts of stomas 造口的分类	6
Characteristic of Ostomy Pouches 造口特点	7
User Guide for Ostomy Pouches 造口袋使用方法与技巧	9
One-Piece Closed Pouch 一件式闭口袋	12
One-Piece Drainable Pouch 一件式开口袋	13
Two-Piece Closed Pouch 二件式闭口袋	17
Two-Piece Drainable Pouch 二件式开口袋	17
Two-Piece Barrier 二件式底盘	18
One-Piece Urostomy Pouch 一件式尿路造口袋	21
Two-Piece Urostomy Pouch 二件式尿路造口袋	21
Ostomy Accessories 造口附件	22

One-Piece Pouching System(see pages 11–15)

一件式造口袋(见11-15页)

One-Piece Pouching System 一件式造口袋		 Cut-to-Fit 1-1/4" (32mm)	 Cut-to-Fit 1-3/4" (44mm)	 Cut-to-Fit 2-1/4" (57mm)	 Cut-to-Fit 2-3/8" (60mm)	 Cut-to-Fit 2-3/4" (70mm)
One-Piece Close Pouch 一件式闭口袋		—	4002 4003	4001 4004	—	—
		—	4013	—	—	—
One-Piece Drainable Pouch 一件式开口袋		—	4005	4006	4007	4012
		—	4005V	4006V	4007V	4012V
		—	4005I	4006I	4007I	4012I
		—	4005T	4006T	4007T	4012T
		—	4008	4009	—	—
		—	4008T	4009T	—	—
		4014	4015	—	—	—

V: Velcro 魔术贴 I: Irrigation Port 冲洗孔 T: Twist-Tie 粘铝条







Two-Piece Pouching System(see pages 16–18)

二件式造口袋(见16-18页)

Two-Piece Pouching System 二件式造口袋		 Cut-to-Fit 1-1/4" (32mm)	 Cut-to-Fit 1-3/4" (44mm)	 Cut-to-Fit 2-1/4" (57mm)	 Cut-to-Fit 2-3/8" (60mm)	 Cut-to-Fit 2-3/4" (70mm)
Two-Piece Close Pouch 二件式闭口袋		—	4016	4017	—	—
		—	4018	4019	—	—
Two-Piece Drainable Pouch 二件式开口袋		—	4020	4021	4022	—
		—	4023	4024	4025	—









Two-Piece Barrier(see pages 18–19)

二件式底盘(见18-19页)

Two-Piece Barrier 二件式底盘		 Cut-to-Fit 1-1/4" (32mm)	 Cut-to-Fit 1-3/4" (44mm)	 Cut-to-Fit 2-1/4" (57mm)	 Cut-to-Fit 2-3/8" (60mm)	 Cut-to-Fit 2-3/4" (70mm)
Hydrocolloid adhesive (Embedded) 水胶体底盘(嵌入式)		—	4026	4027	4028	—









Two-Piece Barrier(see pages 18–19)

二件式底盘(见18-19页)

Two-Piece Barrier 二件式底盘		 Cut-to-Fit 1–1/4" (32mm)	 Cut-to-Fit 1–3/4" (44mm)	 Cut-to-Fit 2–1/4" (57mm)	 Cut-to-Fit 2–3/8" (60mm)	 Cut-to-Fit 2–3/4" (70mm)
Hydrocolloid Skin Barrier With Non-woven Border (Embedded) 内圈无织布胶布(嵌入式)		—	4029	4030	4031	—
Hydrocolloid adhesive (Adhesive) 水胶体底盘(粘贴式)		—	4035	4036	4037	—
Convex Skin Barrier 凸面底盘		4060	4061	4062	—	—














Urostomy Pouching System(see pages 20–21)

尿路造口袋(见20-21页)

Urostomy Pouching System 尿路造口袋		 Cut-to-Fit 1–1/4" (32mm)	 Cut-to-Fit 1–3/4" (44mm)	 Cut-to-Fit 2–1/4" (57mm)	 Cut-to-Fit 2–3/8" (60mm)	 Cut-to-Fit 2–3/4" (70mm)
One-Piece Urostomy Pouch 一件式尿路造口袋		—	4038	4039	—	—
		—	4040	4041	—	—
Two-Piece Urostomy Pouch 二件式尿路造口袋		—	4044	4045	—	—

Ostomy Accessories(see pages 22–25)

造口附件(见22-25页)

Ostomy Accessories 造口附件						
Economical Silicon Ostomy Loop 医用硅胶造口环		4046		Ostomy Measure Card 造口测试尺		4052
Skin Protective Ring 防漏圈		4047		Skin Protective Paste 防漏膏		4053
Anti-leakage Strip 防漏条		4048		Protective Dressing Wipe 清洁巾		4054
Carbon Filter 活性炭过滤片		4049		Urostomy Drain Tube Adapter 尿路引流连接管		4055
Ostomy Belt 造口腰带		4050		Drainable Pouch Clamp 开口袋夹		4056
Skin Protective Powder 护肤粉		4051		Drainable Pouch Aluminum Strip 开口袋粘铝条		4057

Digestive System of Human Body

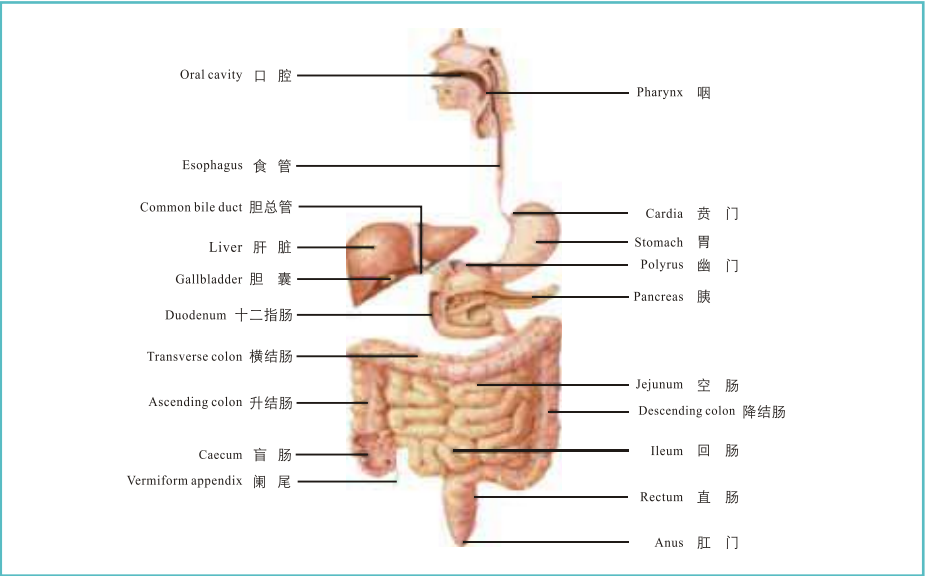
Human's digestive system is built up with mouth, oesophagus, stomach, small bowel, large bowel and anus. The small bowel is built up with jejunum and ileum, the large bowel is built up with caecum, ascending colon, transverse colon, descending colon, sigmoid flexure and rectum.

When we eat or drink, the food travels down a long, narrow tube called the food pip (oesophagus) into our stomach. The food is churned into smaller pieces and our digestive juices turn it into liquid. The journey continues as the contents of our stomach move into the small bowel (ileum), where digestion finishes. Our body absorbs the nutrients it needs for energy, growth and building new cells and channels these into the bloodstream. When all nutrition has been absorbed, the remains move into the large bowel (colon), where our body absorbs more fluid to make the waste more solid. The muscles in our colon wall then push any waste forward into our rectum where it passes out of our body through our anus as faeces.

人体消化系统原理

人体的消化系统由口腔、食道、胃、小肠、大肠和肛管组成。其中小肠又分为空肠和回肠两段，大肠分盲肠、升结肠、横结肠、降结肠、乙状结肠及直肠。食物在口腔经过咀嚼由食道进入胃，通过胃消化作用，与消化液混合形成食糜，进入小肠。小肠的主要生理功能是消化与吸收，它分泌富含大量消化酶的肠液，食物中的大部分养分在小肠中被吸收。结肠则吸收水分。当食糜到达结肠下段时，已成半固体状，形成粪便。

Illustration of Digestive System (人体消化系统示意图)



On the clinic, in order to resolve the excretion problem after the operation of bowel diseases, the remaining bowel is brought out to the surface of the abdomen to form a stoma. This is called colostomy.

临床上当肠道发生病变而需将远端肠管手术切除时，为了解决粪便排泄问题，同时将近端肠管拉出，翻转缝合于肠壁上，建立了新的粪便排泄通道，而形成了肠道造口。

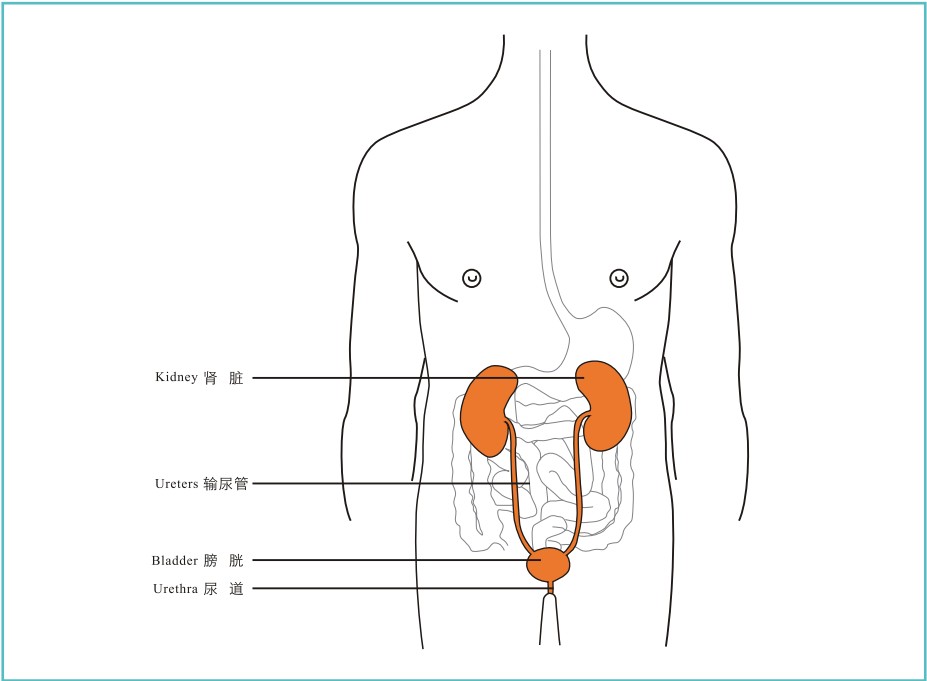
Urinary System of Human Body

The urinary system is built up with kidney, ureters, bladder and urethra. Urine passes from the kidneys through ureters, and collects in the bladder, and the urine will come out by urethra pipe.

人体泌尿系统原理

人体的泌尿系统由肾脏、输尿管、膀胱及尿道组成。尿液在肾脏内不断的生成，经由输尿管进入膀胱储存，当膀胱内尿液到一定容量时再经尿道排出体外。

Illustration of Urinary System (人体泌尿系统示意图)



On the clinic, when the whole bladder is removed by operation because of bladder or other diseases, you will need a urinary diversion to let out urine from your body. Usually part of ileum is dissociated to replace the bladder. One end of the colon (ileum) is sewed, and the other end sewed on the abodomen wall to create a urostomy.

临床上，当膀胱或其它病变而需做全膀胱手术切除时，为了解决尿液排泄问题，通常游离一段回肠，以回肠替代膀胱，将该回肠一端缝合，另一端翻转缝合于腹壁上，建立了新的排尿通路，从而产生了尿路造口。

Stoma is defined as different sorts based on the different diseases and operation positions

1. Colostomy

A colostomy is usually made on the left-hand side of your abdomen, it is permanent descending colon and sigmoid flexure stoma. The colostomy is 1-1.5cm higher than the abdomen wall and with Dia. Of 3-5cm. Faeces is usually in solid form.

2. Ileostomy

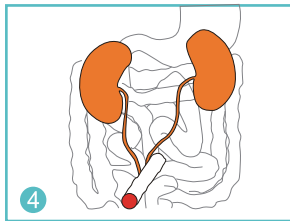
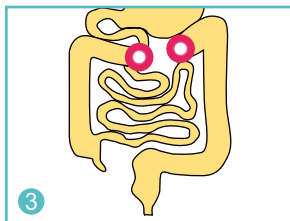
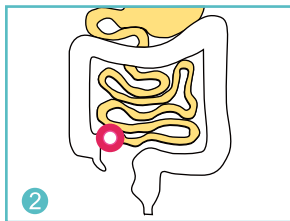
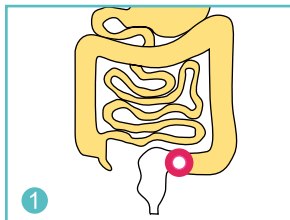
An ileostomy is usually made on the right-hand side of the body, it is the stoma of ileum end. The ileostomy is 1.5-2.5cm higher than the abdomen wall and with Dia. Of 2-2.5cm. The excrement is in liquid form and has digestive enzyme which is strongly skin-irritated.

3. Temporary stoma

It is on the transverse colon, and it is double-lumen or pan type, so it seems big. Excrement from the near end is in liquid, but there is only little intestinal mucus from the far end. Temporary stoma plays a role of diverge and decompressing. When the following part of the intestine is cured, temporary stoma can be removed.

4. Urostomy

The urostomy is usually on the right abdomen, but sometimes depends on the operation conditions to give the locations. Part of ileum is dissociated to replace the bladder and make a stoma on the abdomen. With diameter of 2-2.5cm and height about 2-3cm higher than the abdomen wall. After operation, urine can be come out from here.



临床上根据病变和手术部位的不同可分为：

1. 结肠造口

一般位于左下腹，为降结肠或乙状结肠永久性造口，突出腹壁约1-1.5cm，直径约3-5cm，排出的粪便通常是成型的。

2. 回肠造口


一般位于右下腹，是回肠末端在腹壁的开口，突出腹壁约1.5-2.5cm，直径约2-2.5cm，排泄物为流质状，富含消化酶，对造口周围皮肤刺激性强。

3. 临时性造口

位于横结肠段，即上腹部，为双腔或襻式，故外观较大。近端开口排出稀便，远端开口仅排出少量肠黏液。临时性造口起分流、减压作用，当下段肠道疾病愈合之后，可回纳。

4. 尿路造口

一般尿路造口位于右下腹，但有时医生会根据手术实际情况确定部位。它是游离一段回肠替代膀胱，在腹壁上开口，其直径约2-2.5cm，突出腹壁约2-3cm。手术后尿液通过此开口不断流出。

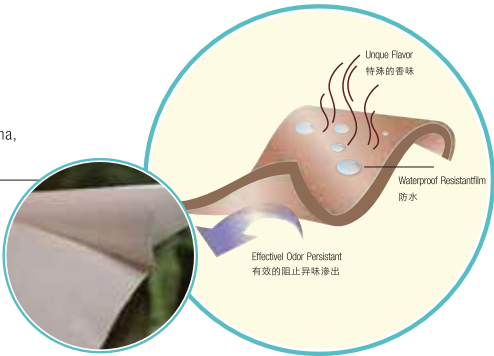


Peculiar setuped Hydrocolloid plate has good ability of initial adhesiveness and persistent adhesiveness . It is friendly to skin, no allergic and no irritation . Good resist for PH value between 3 to 12, and resist for different digestive enzyme. Under correct usage, it is safe for long time wearing (5-7 days).

特殊配方的水胶体底盘，初粘性、持粘性好。对皮肤友好，无致敏，无刺激，耐酸碱(PH3-12)，耐各种消化酶。使用正确的情况下可粘贴5-7天

The film have good ability of resist the bad odor, with a distinctive aroma, and have good longitudinal and transverse tear strength

阻隔异味性极佳，并有特殊的香味，纵横向撕裂强度高



The high efficient and special carbon filter, can prevent the intestinal gas from leaking

高效及特殊工艺的活性炭片，有效防止袋内异味的逸出

The soft two-piece clasp, can be embedded firmly and tightly, also easy to be separated

柔软又密合的二件式卡环，扣合牢固、严密，开启方便





The patented design that ring is connected tightly with film, so that keep the ring and the barrier at a same horization, no release

专利设计的卡环和底盘膜连接，使卡环保持在同一水平，不易脱落

Special water-repellent non-woven backing fabric is very soft and easy for cleaning

特制的拒水无纺布，柔滑，可清洗



The patent designed flush hole, easy for using, and can keep the bag clean

专利设计的清洗孔，使用方便，使袋体保持洁净

Velcro designed open ostomy pouch (bag), can keep the opening end closed tightly and strongly, also easy to open and discharge

粘扣式设计的开口袋，使开口处封闭严密、牢固，又易开启，排放



User Guide for One-piece Ostomy Bag 一件式造口袋的使用方法与技巧

1. Clear the skin around the stoma with tepid water or saline.
1. 用温水或生理盐水将造口周围皮肤由内向外洗净擦干。



2. Cut the hole on skin barrier according to actual stoma size and shape.
2. 底盘已预先开有一个孔，患者可根据造口大小及形状在底盘上剪孔。



3. Put the gauze on stoma to prevent the exudates from outflow during sticking of skin barrier.
3. 为了防止在粘贴过程中排泄液外流，可在造口处暂时敷上纱布垫。



4. Open the clamp.
4. 打开造口袋夹。



5. Close the ostomy bag with the clamp.
5. 使用前用袋口夹夹住造口袋开口处。



6. Peel off the release paper.
6. 撕去底盘上的离型保护纸。



7. Let some air into the bag in case of layers of the ostomy bag sticking together. Put the skin barrier on the stoma area and press it from bottom up to make it completely conglutinate with the skin.
7. 安装袋子时，先向袋内吹小量空气，以防袋壁粘贴，然后双手扶袋将剪好孔的胶盘对准造口部位，从下往上逐步按压，使之与皮肤完全平整粘合，最好均匀按压数分钟以加强粘附能力。



8. Open the end of the ostomy bag and make the excrement out into the toilet. Clean and dry the bag for next use.
8. 排便时打开袋尾，袋尾对准便池，排便后如图所示冲洗袋尾，擦干，关闭袋尾重复使用。



9. When taking off the skin barrier, press the skin with one hand and remove the skin barrier by the other hand gently. If it is difficult, put some tepid water on for minutes and then remove the skin barrier.
9. 剥离粘胶时，一手按住皮肤，一手慢慢剥离，切不可强拉硬扯以免造成皮肤损伤。若剥离困难时，可用温水浸润数分钟即可轻松剥离。



Caution(注意事项):

1. It is used for patients with stoma problem.
2. Skin barrier can be used for 5 to 7 days usually, adhesive ability will be affected by continuous use.
3. If the bag is full of air, a small hole can be made on the bag and it is suggested to use Innomed carbon active filter.
4. Ostomy bag can not be recycled.
5. Ostomy bag can not be thrown directly into toilet or cloaca, and should not be discarded at will. Please pay attention to the environmental protection.
6. Patients allergic to adhesive should use it with caution.



1. 本产品适用于结、回肠造口患者接装排泄物使用。
2. 本产品配置的“胶盘”正常情况下使用期限为5-7天，延期使用会影响粘贴效果，对皮肤不利。
3. 袋内若充满气体，请在袋体上端用针孔排气，建议使用Innomed活性炭过滤器，可去除异味。
4. 换下的造口袋不能再使用。
5. 换下的造口袋不能直接冲入厕所及下水道，不能随意丢弃，注意环保。
6. 禁忌症，皮肤对粘胶过敏者慎用。

User Guide for Two-piece Ostomy Bag

二件式造口袋的使用方法技巧

1. Clear the skin around the stoma with tepid water or saline.

1. 用温水或生理盐水将造口周围皮肤由内向外洗净擦干。



2. Cut the hole on skin barrier according to actual stoma size and shape.

2. 底盘已预先开有一个孔，患者可根据造口大小及形状在底盘上剪孔。



3. Put the gauze on stoma to prevent the exudates from outflow during sticking of skin barrier.

3. 为了防止在粘贴过程中排泄液外流，可在造口处暂时敷上纱布垫。



4. Peel off the release paper on skin barrier, put the skin barrier on the stoma area with two hands, press the skin barrier from bottom up to make it stick on the skin flatly.

4. 撕去底盘上的离型保护纸，用双手持盘将剪好孔的胶盘对准造口部位，从下往上逐步按压，使之与皮肤完全平整粘合，最好均匀按压数分钟以加强粘附能力。



5. Put the plastic ring on the skin barrier buckle ring, and press the tooth with fingers from bottom up. The audible click confirms the attachment of skin barrier to pouch. Pull the pouch to check whether it is safe.

5. 粘好底盘后，将造口袋塑料环对准底盘卡环，手指沿着卡环由下向上按紧，当听见轻轻的“咔嚓”一声，说明袋子已安全地装在底盘上，然后拉拉袋子检查是否牢靠。



6. Remove the pouch by nipping the tab on the ring.

6. 拆卸袋子时，捏住连接环上扶翼将袋子拉离底盘即可。



7. When taking off the skin barrier, press the skin with one hand and remove the skin barrier by the other hand gently. If it is difficult, put some tepid water on for minutes and then remove the skin barrier.

7. 剥离粘胶时，一手按住皮肤，一手慢慢剥离，切不可强拉硬扯以免造成皮肤损伤。若剥离困难时，可用温水浸润数分钟即可轻松剥离。



Caution (注意事项):

1. Before sticking hydrocolloid skin barrier, make sure that the skin around the stoma is dry and clean. It is better to make the skin around the stoma smooth before using the ostomy bag and press the skin barrier for minutes to enhance the adhesive ability.
2. Please shave the hair if there is too much hair around stoma, or the ostomy bag can not stick well on the skin and folliculitis will occur.
3. Please only clean the stoma from inside to outside with lukewarm water, do not use disinfectant, soap or greasy detergent.
4. The hole of skin barrier should be 1-1.5mm bigger than the stoma, other wise bleeding of mucous membrane or skin maceration will be caused.
5. If there is swelling for the ostomy bag, there is too much intestinal gas inside the bag, please make some small pinholes on the bag and add active carbon filter.
6. The ostomy bag should be stored in dry room with temperature between 15-25°C, it should not be stored in more than 40°C environment, moist area or refrigerator.
7. Please put the ostomy bag into clean bag and throw it into dustbin. Please do not throw it into the toilet directly.

1. 粘贴造口袋水胶体时，首先要保证造口周围皮肤的清洁干爽，最好采用立位或卧位使造口周围皮肤保持平整。平整粘贴后最好均匀按压数分钟以加强粘附力。
2. 如造口周围体毛过多、过密者应先要将体毛剔除，否则会影响粘贴效果或易导致毛囊炎的发生。
3. 清洗造口周围皮肤时不能使用消毒液、肥皂或甚至油性清洁剂，只用温水由造口内圈向外彻底擦洗干净即可。
4. 在裁剪粘贴底盘时注意剪空应比造口大1-1.5mm，不能太大或太小，否则易造成贴膜出血或皮肤浸渍刺激。
5. 如在造口袋使用中经常充气鼓起，说明场内气体过多或排气不畅，可在造口袋内侧上方用针孔扎几个小孔，补贴活性炭过滤片即可。
6. 造口袋应储存于干燥、室温环境（15-25°C），不宜放置在高温（≥40°C）潮湿或冰箱等低温设施内。
7. 造口袋使用完毕后应用清洁袋包好扔到垃圾桶内，不能冲入厕所以免造成下水道堵塞。

One-Piece Pouching System

一件式造口袋

One-Piece Closed Pouch

一件式闭口袋



PE foam adhesive (PE泡棉底盘)

- ▶ Highly resistant CO-EX film
- ▶ Foam basic plate is adherent, hypoallergenic, and it is not easy to roll up
- ▶ soft, comfortable
- ▶ It is easy to use
- ▶ It is for patients with solid faces and regular excretion
- 高阻隔性多层共挤薄膜
- 泡棉胶盘，粘贴性好，不易翘边，低致敏性
- 造型小巧、柔软，舒适隐蔽
- 使用方便，价格低廉
- 适用于粪便成型或排泄物规律的造口人士

Item No	Description	Pack
4002	● 1-3/4" (44mm)	1x20x20
4001	● 2-1/4" (57mm)	1x20x20

One-Piece Closed Pouch

一件式闭口袋



Hydrocolloid adhesive (水胶体底盘)

- ▶ Highly resistant CO-EX film
- ▶ Hydrocolloid basic plate has strong viscosity hypoallergenic, comfortable and friendly to the skin
- ▶ soft, comfortable
- ▶ It is easy to use
- ▶ It is for patients with solid faces and regular excretion
- 高阻隔性多层共挤薄膜
- 水胶体胶盘，粘贴性好，粘贴时间长，舒适、对皮肤友好、无致敏
- 造型小巧、柔软，舒适隐蔽
- 使用方便，价格低廉
- 适用于粪便成型或排泄物规律的造口人士

Item No	Description	Pack
4003	● 1-3/4" (44mm)	1x20x20
4004	● 2-1/4" (57mm)	1x20x20

One-Piece Mini Closed Pouch

迷你袋



Hydrocolloid adhesive (水胶体底盘)

- ▶ Hydrocolloid basic plate has strong viscosity, soft, friendly and hypoallergenic to the skin
- ▶ Double-side non weave fabric lining is soft and opaque
- ▶ It is in miniature size, and easy to use
- ▶ Designed for one time use. Simply discard once full
- 水胶体胶盘，粘贴性好，舒适，对皮肤友好、无致敏
- 内置式过滤碳片
- 双面无纺布被衬柔软，不透明
- 小巧、隐蔽，使用方便

Item No	Description	Pack
4013	● 1-3/4" (44mm)	1x20x20

One-Piece Drainable Pouch with Clamp Closure

一件式开口袋(夹扣式)



Hydrocolloid adhesive (水胶体底盘)

- ▶ Highly resistant CO-EX film
- ▶ Hydrocolloid basic plate has strong viscosity, it can stick on the skin for 5 to 7 days. It is soft, hypoallergenic
- ▶ The active carbon filter has the odor removal function
- ▶ The drainable design is easy to empty and clean the pouch
- ▶ Convenient for operation
- 高阻隔性多层共挤薄膜
- 水胶体胶盘，粘贴性好，粘贴时间长，可达5-7天。舒适、对皮肤友好、无致敏
- 内置式过滤碳片，避免胀袋，防止异味
- 开口袋，方便排放、清洗
- 操作使用方便

Item No	Description	Pack
4005	● 1-3/4" (44mm)	1x20x20
4006	● 2-1/4" (57mm)	1x20x20
4007	● 2-3/8" (60mm)	1x20x20
4012	● 2-3/4" (70mm)	1x20x20

One-Piece Drainable Pouch with Velcro Closure

一件式开口袋(魔术贴式)



Hydrocolloid adhesive (水胶体底盘)

- ▶ Highly resistant CO-EX film
- ▶ Hydrocolloid basic plate has strong viscosity, it can stick on the skin for 5 to 7 days. It is soft, hypoallergenic
- ▶ The active carbon filter has the odor removal function
- ▶ The drainable design is easy to empty and clean the pouch
- ▶ Convenient for operation
- 高阻隔性多层共挤薄膜
- 水胶体胶盘，粘贴性好，粘贴时间长，可达5-7天。舒适、对皮肤友好、无致敏
- 内置式过滤碳片，避免胀袋，防止异味
- 开口袋，方便排放、清洗
- 操作使用方便

Item No	Description	Pack
4005V	● 1-3/4" (44mm)	1x20x20
4006V	● 2-1/4" (57mm)	1x20x20
4007V	● 2-3/8" (60mm)	1x20x20
4012V	● 2-3/4" (70mm)	1x20x20

One-Piece Drainable Pouch with Irrigation Port and Clamp Closure

一件式开口袋(冲洗孔式)



Hydrocolloid adhesive (水胶体底盘)

- ▶ Highly resistant CO-EX film
- ▶ Hydrocolloid basic plate has strong viscosity, it can stick on the skin for 5 to 7 days. It is soft, hypoallergenic
- ▶ The active carbon filter has the odor removal function
- ▶ The drainable design is easy to empty and clean the pouch
- ▶ Convenient for operation
- 高阻隔性多层共挤薄膜
- 水胶体胶盘, 粘贴性好, 粘贴时间长, 可达5-7天。舒适、对皮肤友好、无致敏
- 内置式过滤碳片, 避免胀袋, 防止异味
- 开口袋, 方便排放、清洗
- 操作使用方便

Item No	Description	Pack
4005I	● 1-3/4" (44mm)	1x20x20
4006I	● 2-1/4" (57mm)	1x20x20
4007I	● 2-3/8" (60mm)	1x20x20
4012I	● 2-3/4" (70mm)	1x20x20

One-Piece Drainable Pouch with Twist-Tie Closure

一件式开口袋(粘铝条式)



Hydrocolloid adhesive (水胶体底盘)

- ▶ Highly resistant CO-EX film
- ▶ Hydrocolloid basic plate has strong viscosity, it can stick on the skin for 5 to 7 days. It is soft, hypoallergenic
- ▶ The active carbon filter has the odor removal function
- ▶ The drainable design is easy to empty and clean the pouch
- ▶ Convenient for operation
- 高阻隔性多层共挤薄膜
- 水胶体胶盘, 粘贴性好, 粘贴时间长, 可达5-7天。舒适、对皮肤友好、无致敏
- 内置式过滤碳片, 避免胀袋, 防止异味
- 开口袋, 方便排放、清洗
- 操作使用方便

Item No	Description	Pack
4005T	● 1-3/4" (44mm)	1x20x20
4006T	● 2-1/4" (57mm)	1x20x20
4007T	● 2-3/8" (60mm)	1x20x20
4012T	● 2-3/4" (70mm)	1x20x20

One-Piece Drainable Pouch with Clamp Closure

一件式开口袋(夹扣式)



Hydrocolloid adhesive with spunlace non-woven border (内圈水胶体胶盘，外圈无纺布胶布)

- ▶ Highly resistant CO-EX film
- ▶ Hydrocolloid basic plate has strong viscosity, it can stick on the skin for 5 to 7 days.
It is soft, hypoallergenic and friendly to skin.
- ▶ The outer circle nonwoven fabric helps to fix the pouch and prevent exudate from leaking
- ▶ The active carbon filter has the odor removal function
- ▶ The drainable design is easy to empty and clean the pouch
- ▶ Convenient for operation
- 高阻隔性多层共挤薄膜
- 水胶体胶盘，粘贴性好，粘贴时间长，可达5-7天。舒适、对皮肤友好、无致敏
- 外圈为无纺布，固定更牢固，同时防渗漏
- 内置式过滤碳片，避免胀袋，防止异味
- 开口袋，方便排放，清洗
- 操作使用方便

Item No	Description	Pack
4008	● 1-3/4" (44mm)	1x20x20
4009	● 2-1/4" (57mm)	1x20x20

One-Piece Drainable Pouch with Twist-Tie Closure

一件式开口袋(粘铝条式)



Hydrocolloid adhesive with spunlace non-woven border (内圈水胶体胶盘，外圈无纺布胶布)

- ▶ Highly resistant CO-EX film
- ▶ Hydrocolloid basic plate has strong viscosity, it can stick on the skin for 5 to 7 days.
It is soft, hypoallergenic and friendly to skin.
- ▶ The outer circle nonwoven fabric helps to fix the pouch and prevent exudate from leaking
- ▶ The active carbon filter has the odor removal function
- ▶ The drainable design is easy to empty and clean the pouch
- ▶ Convenient for operation
- 高阻隔性多层共挤薄膜
- 水胶体胶盘，粘贴性好，粘贴时间长，可达5-7天。舒适、对皮肤友好、无致敏
- 外圈为无纺布，固定更牢固，同时防渗漏
- 内置式过滤碳片，避免胀袋，防止异味
- 开口袋，方便排放，清洗
- 操作使用方便

Item No	Description	Pack
4008T	● 1-3/4" (44mm)	1x20x20
4009T	● 2-1/4" (57mm)	1x20x20

One-Piece Drainable Pouch(Child)

一件式开口儿童袋



- ▶ Hydrocolloid basic plate has strong viscosity, soft, friendly and hypoallergenic to the skin
- ▶ There is nonwoven fabric or PE pouched lining on one side
- ▶ It is for pediatric stoma
- 水胶体胶盘，粘贴性好，舒适，对皮肤友好、无致敏
- 内侧被衬无纺布或PE隔膜
- 适用于小儿造口

Item No	Description	Pack
4014	● 1-1/4" (32mm)	1x20x20
4015	● 1-3/4" (44mm)	1x20x20

Two-Piece Pouching System

二件式造口袋

Two-Piece Pouches 二件式造口袋

Two-Piece Closed Pouch

二件式闭口袋



Embedded (嵌入式)

- ▶ Soft and comfortable
- ▶ Embedded ring
- ▶ In miniature size and easy to use
- 柔软、舒适
- 嵌入式卡环
- 小巧，使用方便

Item No	Description	Pack
4016	● 1-3/4" (44mm)	1x20x20
4017	● 2-1/4" (57mm)	1x20x20

Two-Piece Closed Pouch

二件式闭口袋



Adhesive (粘贴式)

- ▶ Adhesive design makes it much easier to use
- ▶ Adhesive design makes it easier to use, and will not influent the normal activity
- 水胶体胶盘，粘贴性好，舒适，对皮肤友好，无致敏
- 粘贴式设计，无卡环，使用更方便，活动不受影响

Item No	Description	Pack
4018	● 1-3/4" (44mm)	1x20x20
4019	● 2-1/4" (57mm)	1x20x20

Two-Piece Drainable Pouch with Clamp Closure

二件式开口袋(夹扣型)



Embedded (嵌入式)

- ▶ Soft and comfortable
- ▶ Non-woven fabric or PE puncturing film liner
- ▶ The buckle ring is easy to attach the pouch with the skin barrier
- ▶ Active carbon filter
- 柔软、舒适
- 内衬无纺布或PE网膜
- 卡环易扣合
- 内置过滤碳片

Item No	Description	Pack
4020	● 1-3/4" (44mm)	1x20x20
4021	● 2-1/4" (57mm)	1x20x20
4022	● 2-3/8" (60mm)	1x20x20

Two-Piece Drainable Pouch with Clamp Closure

二件式开口袋(夹扣型)



Adhesive (粘贴式)

- ▶ Soft and comfortable
- ▶ Non-woven fabric or PE puncturing film liner
- ▶ Adhesive design makes it easier to use, and will not influent the normal activity
- ▶ Active carbon filter
- 柔软、舒适
- 内衬无纺布或PE网膜
- 粘贴式设计，无卡环，使用更方便，活动不受影响
- 内置过滤碳片

Item No	Description	Pack
4023	● 1-3/4" (44mm)	1x20x20
4024	● 2-1/4" (57mm)	1x20x20
4025	● 2-3/8" (60mm)	1x20x20

Two-Piece Barrier

二件式底盘



Hydrocolloid adhesive(Embedded) 水胶体底盘(嵌入式)

- ▶ Specially designed skin barrier has strong viscosity, it will not roll up from edge, and it is soft, hypoallergenic and friendly to skin. It can stay on skin for 5 to 7 days
- 特殊设计的水胶体底盘，粘贴性好，不易翘边，舒适，对皮肤友好，无致敏，使用时间一般可达5-7天

Item No	Description	Pack
4026	● 1-3/4" (44mm)	1x10x5
4027	● 2-1/4" (57mm)	1x10x5
4028	● 2-3/8" (60mm)	1x10x5

Two-Piece Barrier

二件式底盘



Hydrocolloid Skin Barrier With Non-woven Border(Embedded) 内圈水胶体胶盘，外圈无纺布胶布(嵌入式)

- ▶ Hydrocolloid skin barrier has strong viscosity, soft, hypoallergenic and friendly to skin. It could stick on skin for 5 to 7 days. spunlace non-woven border can enhance the fixing and prevent leaking
- 水胶体底盘，粘贴性好，舒适、对皮肤友好，无致敏，粘贴时间长，一般可达5-7天，外圈为无纺布胶布，固定更牢固，同时防渗漏

Item No	Description	Pack
4029	● 1-3/4" (44mm)	1x10x5
4030	● 2-1/4" (57mm)	1x10x5
4031	● 2-3/8" (60mm)	1x10x5

Two-Piece Pouches 二件式造口袋

Two-Piece Barrier

二件式底盘



Hydrocolloid adhesive Adhesive 水胶体底盘(粘贴式)

- ▶ Specially designed hydrocolloid skin barrier has strong viscosity, soft, hypoallergenic and friendly to skin. It can stick on skin for 5 to 7 days. The adhesive ring has been treated with special technology and it is easy to change the pouch
- 特殊设计的水胶体底盘，粘贴性好，粘贴时间长，一般可达5-7天。舒适，对皮肤友好，无致敏。无卡环设计，粘贴圈经特殊工艺处理，粘贴牢固，使用方便

Item No	Description	Pack
4035	● 1-3/4" (44mm)	1x10x5
4036	● 2-1/4" (57mm)	1x10x5
4037	● 2-3/8" (60mm)	1x10x5

Convex Skin Barrier

二件式凸面底盘



- ▶ Hydrocolloid skin barrier with convex in centre could prevent leaking and stick on the skin about 5-7 days. Soft and comfortable. The buckle ring is easy to attach the pouch with the skin barrier.
- 中央凸出设计的水胶体底盘，有效防止渗漏，粘贴性好，粘贴时间长，一般可达5-7天。吸收渗液好，柔软、舒适，对皮肤友好，无致敏。卡环易扣合，使用方便

Item No	Description	Pack
4060	● 1-1/4" (32mm)	1x10x5
4061	● 1-3/4" (44mm)	1x10x5
4062	● 2-1/4" (57mm)	1x10x5

Urostomy Pouching System

尿路造口袋

One-Piece Urostomy Pouch

一件式尿路造口袋



Hydrocolloid adhesive (水胶体底盘)

- ▶ Specially designed hydrocolloid basic plate has strong viscosity, soft, hypoallergenic and friendly to skin. It could stick on skin for about 5 to 7 days
- ▶ There is rotary valve on the drainage area. It is easy to empty the pouch, sanitary and clean
- 特殊设计的水胶体底盘，粘贴性好，粘贴时间长，一般可达5-7天，舒适，对皮肤友好，无致敏
- 排尿口处采用旋转式阀门设计，排尿快而方便，且卫生、干净

Item No	Description	Pack
4038	● 1-3/4" (44mm)	1x20x15
4039	● 2-1/4" (57mm)	1x20x15

One-Piece Urostomy Pouch

一件式尿路造口袋



Hydrocolloid adhesive with spunlace non-woven border (内圈水胶体胶盘，外圈无纺布胶布)

- ▶ Specially designed hydrocolloid basic plate has strong viscosity, soft, hypoallergenic and friendly to skin. It could stick on skin for about 5 to 7 days
- ▶ Outer circle non-woven fabric can enhance the fixing and prevent leaking
- ▶ There is rotary valve on the drainage area. It is easy to empty the pouch, sanitary and clean
- 特殊设计的水胶体底盘，粘贴性好，粘贴时间长，一般可达5-7天，舒适，对皮肤友好，无致敏
- 外圈为无纺布胶布，固定更牢固，同时防渗漏
- 排尿口处采用旋转式阀门设计，排尿快而方便，且卫生、干净

Item No	Description	Pack
4040	● 1-3/4" (44mm)	1x20x15
4041	● 2-1/4" (57mm)	1x20x15

Two-Piece Urostomy Pouch

二件式尿路造口袋



Embedded style (嵌入式)

- ▶ Soft and comfortable
- ▶ Non-woven fabric or PE puncturing lining
- ▶ The buckle ring is easy to use
- ▶ Rotary valve on the drainage area is easy to operate with. It is clean, sanitary and convenient
- 柔软、舒适
- 内衬无纺布或PE隔膜
- 卡环易扣合
- 排尿处采用旋转式阀门设计，排尿快而方便，且卫生、干净

Item No	Description	Pack
4044	● 1-3/4" (44mm)	1x20x15
4045	● 2-1/4" (57mm)	1x20x15

Ostomy Accessories

造口附件

Economical Silicon Ostomy Loop (医用硅胶造口环)



- ▶ Patented design
- ▶ Economical, practical and convenient
- ▶ It can be matched with disposable plastic bag
- 专利设计
- 经济、实用、使用方便
- 配备一次性薄膜袋使用

Item No	Description	Pack
4046	50mm	1x20x10

Skin Protective Ring (防漏圈)



- ▶ Adapt Barrier Rings(Flat)
- ▶ Flextend M(extended wear) Material
- 皮肤保护圈
- 尺寸灵活

Item No	Description	Pack
4047	3mmxΦ50mm	1x64x10

Anti-leakage Strip (防漏条)



- ▶ Adapt barrier strips
- ▶ Flextend(extended wear)Material
- 皮肤保护条
- 尺寸灵活

Item No	Description	Pack
4048	3mmx15mmx100mm	1x64x10

Carbon Filter (活性炭过滤片)



- ▶ Good Effect Of Odor Removal
- ▶ Easy to use
- 过滤异味, 效果好
- 使用方便

Item No	Description	Pack
4049	—	1x10x300

Ostomy Belt (造口腰带)



- ▶ Ostomy Belts
- ▶ White Color
- 造口腰带
- 白色

Item No	Size	Pack
4050	L:105cm±5cm W:2.8cm±0.1cm	1x20x10

Skin Protective Powder (护肤粉)



- ▶ Skin Protective Powder
- 护肤粉

Item No	Description	Pack
4051	1oz(28.3g)	1x20x10

Ostomy Measure Card (造口测试尺)



- ▶ For measuring stoma's size. It is convenient for patients to cut the skin barrier for themselves
- 用于测量造口大小，以便正确剪裁胶盘开口

Item No
4052

Skin Protective Paste (防漏膏)



- ▶ Skin Protective Paste
- 防漏膏

Item No	Description	Pack
4053	2oz(57g)tube	1x12x10

Protective Dressing Wipe (清洁巾)



- ▶ Protective Dressing Wipe
- 清洁巾

Item No	Description	Pack
4054	Single Application Wipe	1x24x30

Urostomy Drain Tube Adapter (尿路引流连接管)



- ▶ Urostomy Drain Tube Adapter
- 尿路引流连接管

Item No
4055

Drainable Pouch Clamp (开口袋夹)



- ▶ Drainable Pouch Clamp
- 开口袋夹

Item No	Description
4056	Beige

Drainable Pouch Aluminum Strip (开口袋粘铝条)



- ▶ Aluminum Strip
- 开口袋粘铝条

Item No
4057

Ostomy Care

One-Piece Pouching System

Two-Piece Pouching System

Two-Piece Barrier

Urostomy Pouching System

Ostomy Accessories

造口袋系列

一件式造口袋

二件式造口袋

二件式底盘

尿路造口袋

造口附件



HEADQUARTERS:

Henso Medical (Hangzhou) Co.,Ltd.

2-818 Zhongtian MCC, Tongpu Rd.,
310012 Hangzhou, China



+86-571-8604-3296



+86-571-8604-6389

HENSO (Hong Kong):

Healthaw Medical Limited

Suite 01 10/F, Carnival Commercial Building,
18 Java Road, North Point, HK



info@healthaw.com